

The Advantages of Using a Modern Presentation Program to Prepare a Presentation

Makhkamova Dilshodakhon Khabibjon qizi

Teacher, Kokand State Pedagogical Institute

maxkamovadilshodaxon@gmail.com

Annotation: This article provides recommendations for students and teachers to prepare their work (independent work, project work, presentation, etc.) using modern presentation software. The article gives a brief overview of the possibilities and advantages of several new programs over other programs.

Keywords: presentation, text, drawing, slide, Visme, Prezi, Google Slides, Keynote.

Introduction

Typically, teachers give their students a variety of assignments, often asking them to complete the assignment in the form of a presentation. In addition, students will be required to make a presentation in the process of defending their term papers and graduate work, and will be able to defend their work using the presentations they have prepared. According to statistics, a well-prepared presentation will allow students to get excellent grades in the defense of their work (independent work, course work, graduate work).

All teachers will be required to give a presentation. A beautiful, simple, and understandable presentation will help students easily master a new topic. When we talk about a “presentation program,” most people mean a PowerPoint program. In fact, PowerPoint has everything you need to make a brilliant presentation.

- A large number of ready-made samples of a direct online presentation in PowerPoint are provided free of charge.

- There are good sets of transition effects between the slides and animation of objects presented in the presentation.

Images, photos, sound, video, graphics and graphics, only beautifully designed text, SmartArt elements can be added to present information.

From the above, it has everything that is required by the average user when they only need to prepare a project presentation or something else. This includes not only saving the presentation in PowerPoint format, but also exporting it to a video, CD or PDF file.

Here are two other key factors that make this program so popular with students and teachers:

- There is a lot of information about the program on the Internet and in books, which can be used to create presentations, and the process of creating presentations is simple.

- Availability of free apps for Windows, Mac OS X, Android, iPhone and iPad.

In today's world of IT, in addition to PowerPoint, there are a number of modern presentations that prepare presentations, and presentations made in these programs are popular for their interactivity.

Methodology

Currently, the top rated modern presentation programs are:

1. Visme
2. Prezi
3. Google Slides
4. Keynote
5. Microsoft PowerPoint
6. Ludus
7. Slides
8. Slidebean
9. Zoho Show
10. Beautiful.ai
11. Genially
12. Canva
13. FlowVella
14. Haiku Deck
15. Microsoft Sway

Let's take a brief look at the possibilities of modern presentation software.

Program name Visme

Design library: Visme offers hundreds of presentation templates and millions of icons, images and fonts.

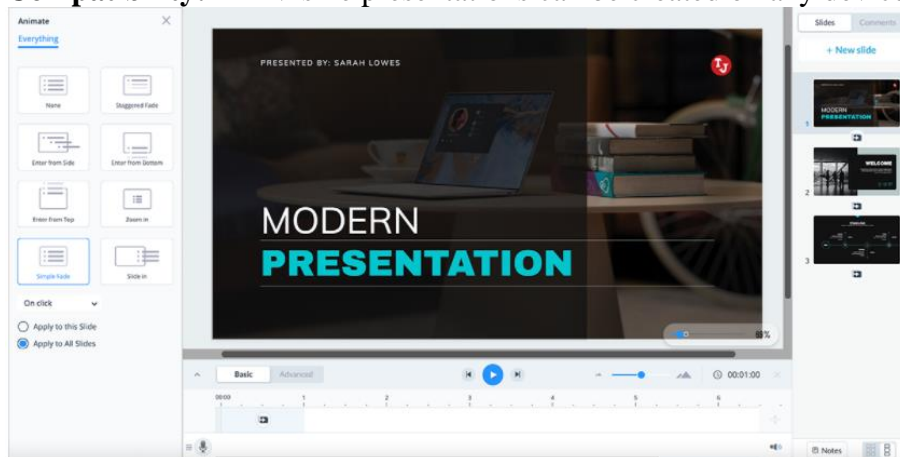
Features: Visme is designed to create slides, but it gives you complete control over adding media and links to customize your presentations to make them more interactive and interesting.

Shareability: You can share presentations with multiple people and set different permissions.

Simplicity: Visme is designed for non-designers, but the software has a number of tools that allow users to take full advantage of the platform.

Price: Free.

Compatibility: Visme presentations can be created on any device with a browser.



Program name Prezi

Design library: Prezi offers roughly 100 templates for building presentations.

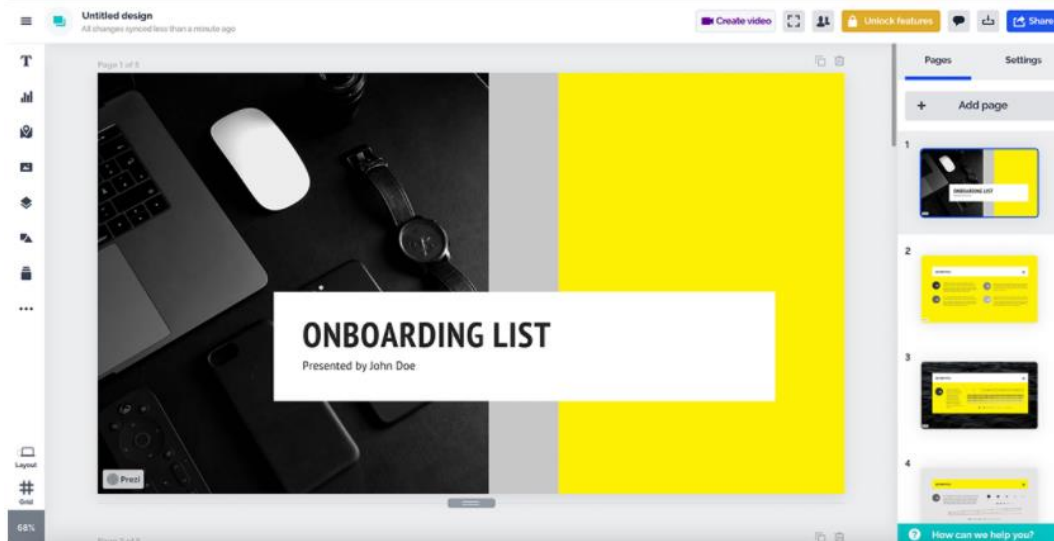
Features: Beyond sequential slides, as with PowerPoint, Prezi lets you create frames that can zoom in and out from one another. This movement is perfect for showing how ideas relate to each other.

Shareability: Up to 10 people can work on a Prezi at once.

Simplicity: Prezi has an uncluttered interface with a drag-and-drop editor that's easy to use.

Price: Prezi has a free basic plan and several premium plans ranging from \$7 to \$59 per month

Compatibility: Prezi is compatible with both PC and Mac desktops, as well as iPhones, iPads, and Android devices.



Program name Google Slides

Design library: Google Slides has roughly 20 themes for people to use as templates.

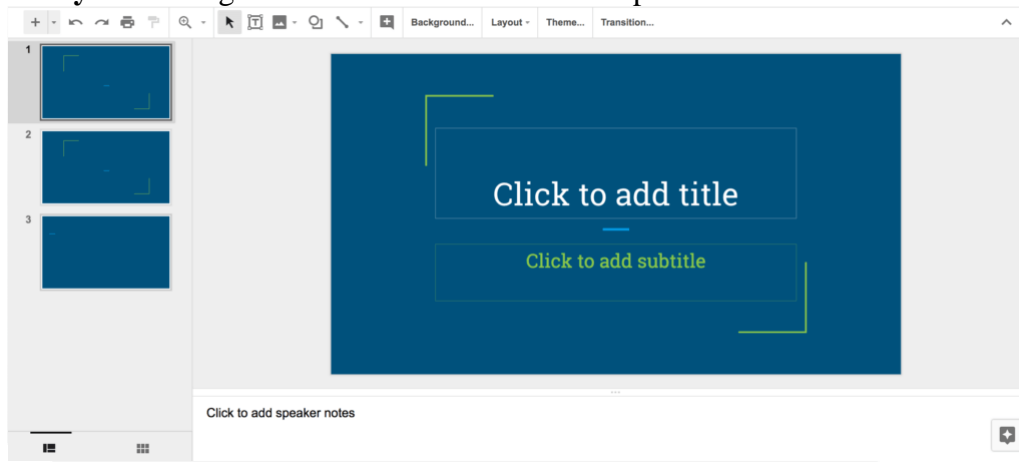
Features: Google Slides lets you create slide presentations, just like PowerPoint.

Shareability: Presentations can be shared with people and edited simultaneously.

Simplicity: The taskbar is a bit cluttered, with a few small, unclear icons, but overall the software is straightforward enough for most people to use.

Price: Google Slides is free.

Compatibility: Google Slides is available for desktops and iOS and Android devices.



Program Name Keynote

Design Library: Keynote offers 30 themes with clean, beautiful designs.

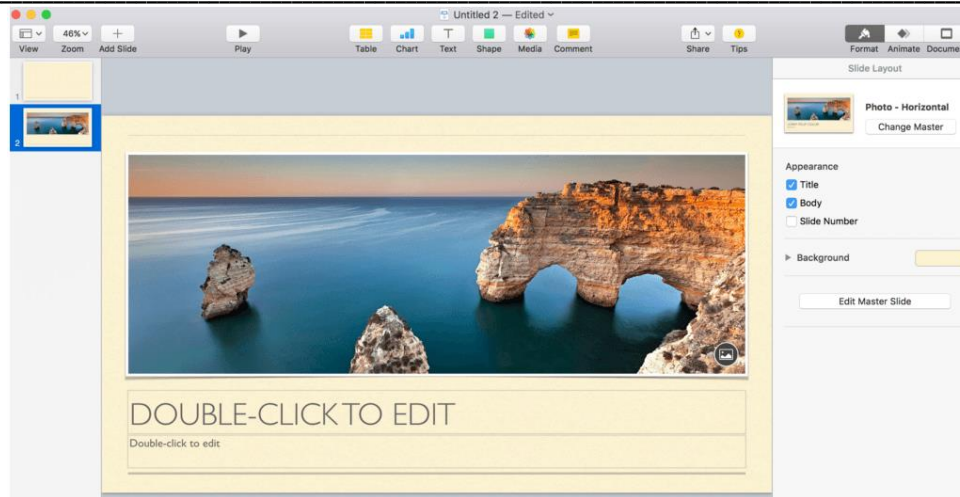
Features: Keynote lets users create slides, but it's slightly more engaging than PowerPoint, being driven more by images and less by bullet points.

Shareability: Keynote allows you to collaborate on presentations with anyone, anywhere.

Simplicity: Keynote is slightly easier to use than PowerPoint because the taskbar is less cluttered and the icons have clear images and labels.

Price: Keynote is free to download for Macs

Compatibility: Keynote works on Macs, iPads, and iPhones



Conclusion

From the above, it can be concluded that when students use modern presentation preparation programs rather than simple presentation preparation programs:

- Learn how to prepare an interactive presentation;
- The imagination grows during the preparation of the presentation;
- Improved multimedia skills;
- Vocabulary in English increases;
- Design skills are developed;
- Context skills increase.

References

1. «Informatika va hisoblash texnikasi asoslari» T.X.Holmatov, N.I.Tayloqov. “O‘zbekiston Milliy ensiklopediyasi” Davlat ilmiy nashriyoti, 2001 y.
2. «Informatika va axborot texnologiyalar» A.Sattorov. Toshkent “O‘qituvchi” – 2002.
3. “Kompyuter bilan muloqotni o‘rganamiz” Sh.Narimov, M.Najmiddinov. Toshkent “Moliya” – 2002 y.
4. <https://www.vyond.com/resources/the-6-best-business-presentation-software-alternatives-to-powerpoint/>
5. <https://virtualspeech.com/blog/how-to-prepare-for-a-presentation?ref=footer>